

RED FIRE

Pipe and Fittings | Tubo e acessórios
Tubo y accesorios | Tube et raccords




FIRE AENOR CC 001/691 Made in Portugal

RED FIRE AENOR CC 001/691 Made in Portugal

RED FIRE PIPE

TUBO | TUBO | TUBE





REF	∅ (mm) nominal	H (mm)	
P-14020-RF	20 SDR 7,4	2,8	4/160
P-14025-RF	25 SDR 7,4	3,5	4/100
P-14032-RF	32	2,9	4/80
P-14040-RF	40	3,7	4/60
P-14050-RF	50	4,6	4/40
P-14063-RF	63	5,8	4/20
P-14075-RF	75	6,8	4/12
P-14090-RF	90	8,2	4/8
P-140110-RF	110	10,0	4/4
P-140125-RF	125	11,4	4/4

ELBOW 45°

JOELHO 45° | CODO 45° | COUDE 45°





REF	∅ (mm)		
P-CT202020-RF	20	50	400
P-CT202025-RF	25	25	250
P-CT202032-RF	32	10	120
P-202040-RF	40	5	80
P-202050-RF	50	4	40
P-202063-RF	63	2	20
P-202075-RF	75	2	12
P-202090-RF	90	1	6
P-2020110-RF	110	1	4
P-2020125-RF	125	1	4

ELBOW 90°

JOELHO 90° | CODO 90° | COUDE 90°





REF	∅ (mm)		
P-CT206020-RF	20	40	320
P-CT206025-RF	25	20	200
P-CT206032-RF	32	10	100
P-206040-RF	40	5	50
P-206050-RF	50	4	32
P-206063-RF	63	2	16
P-206075-RF	75	1	11
P-206090-RF	90	1	6
P-2060110-RF	110	1	4
P-2060125-RF	125	1	2

FEMALE ELBOW

JOELHO FÊMEA | CODO HEMBRA | COUDE FEMELLE





REF	∅ (mm)		
P-CT208020-RF	20x1/2"	20	200
P-CT208026-RF	25x1/2"	10	100
P-CT208025-RF	25x3/4"	10	100
P-CT208033-RF	32x3/4"	5	50
P-CT208032-RF	32x1"	5	50

MALE ELBOW



JOELHO MACHO | CODO MACHO | COUDE MÂLE



REF	∅ (mm)		
P-CT209020-RF	20x1/2"	20	140
P-CT209026-RF	25x1/2"	10	100
P-CT209025-RF	25x3/4"	10	100
P-CT209033-RF	32x3/4"	5	50
P-CT209032-RF	32x1"	5	50

LOOSE NUT ELBOW



JOELHO C/ PORCA SOLTA | CODO RÁCOR LOCO
COUDE AVEC ÉCROU DETACHÉ

REF	∅ (mm)		
P-CT208020-RFL	20x3/4"	10	100
P-CT208026-RFL	25x3/4"	10	75
P-CT208025-RFL	25x1"	10	75
P-CT208033-RFL	32x1"	5	50
P-CT208032-RFL	32x1 1/4"	5	50

TEE

TÊ SIMPLÉS | TE SIMPLE | TÉ SIMPLE





REF	∅ (mm)		
P-CT230020-RF	20	25	250
P-CT230025-RF	25	15	150
P-CT230032-RF	32	10	80
P-230040-RF	40	5	50
P-230050-RF	50	2	30
P-230063-RF	63	2	12
P-230075-RF	75	1	9
P-230090-RF	90	1	6
P-2300110-RF	110	1	4
P-2300125-RF	125	1	2

REDUCED TEE

TÊ DE REDUÇÃO | TE REDUCIDA
TÉ RÉDUIT





REF	Ø (mm)		
P-CT231020-RF	25x20x20	20	140
P-CT231025-RF	25x20x25	20	140
P-CT231023-RF	25x25x20	20	140
P-231032-RF	32x20x32	10	80
P-231035-RF	32x25x25	10	80
P-CT231033-RF	32x25x32	10	80
P-231041-RF	40x20x40	5	50
P-231042-RF	40x25x40	5	50
P-231043-RF	40x32x40	5	50
P-231052-RF	50x25x50	4	32
P-231053-RF	50x32x50	4	32
P-231054-RF	50x40x50	4	32
P-231062-RF	63x25x63	2	12
P-231063-RF	63x32x63	2	12
P-231064-RF	63x40x63	2	12
P-231065-RF	63x50x63	2	12
P-231074-RF	75x40x75	1	8
P-231075-RF	75x50x75	1	8
P-231076-RF	75x63x75	1	8
P-231097-RF	90x75x90	1	4
P-2310110-RF	110x90x110	1	2
P-2310125-RF	125x110x125	1	1

FEMALE TEE

TÊ FÊMEA | TE HEMBRA | TÉ FEMELLE





REF	Ø (mm)		
P-CT232020-RF	20x1/2"	20	160
P-CT232026-RF	25x1/2"	10	100
P-CT232025-RF	25x3/4"	10	100
P-CT232033-RF	32x3/4"	5	50
P-CT232032-RF	32x1"	5	50

MALE TEE

TÊ MACHO | TE MACHO | TÉ MÂLE





REF	Ø (mm)		
P-CT233020-RF	20x1/2"	10	100
P-CT233026-RF	25x1/2"	10	100
P-CT233025-RF	25x3/4"	10	100
P-CT233033-RF	32x3/4"	10	100
P-CT233032-RF	32x1"	5	50

SOCKET



UNIÃO SIMPLES | MANGUITO | MANCHON



REF	Ø (mm)		
P-CT200020-RF	20	50	500
P-CT200025-RF	25	40	320
P-CT200032-RF	32	20	200
P-200040-RF	40	10	100
P-200050-RF	50	5	60
P-200063-RF	63	4	32
P-200075-RF	75	2	24
P-200090-RF	90	1	13
P-2000110-RF	110	1	10
P-2000125-RF	125	1	6

REDUCER UNION

UNIÃO DE REDUÇÃO | REDUCCIÓN
MANCHON RÉDUIT

REF	Ø (mm)		
P-CT238025-RF	25x20	50	500
P-CT238032-RF	32x20	30	300
P-CT238033-RF	32x25	30	300
P-238040-RF	40x20	20	200
P-238041-RF	40x25	20	200
P-238042-RF	40x32	20	160
P-238051-RF	50x20	10	100
P-238055-RF	50x25	10	100
P-238052-RF	50x32	10	100
P-238050-RF	50x40	10	100
P-238062-RF	63x25	5	60
P-238065-RF	63x32	5	60
P-238063-RF	63x40	5	60
P-238067-RF	63x50	5	60
P-238075-RF	75x50	4	40
P-238076-RF	75x63	4	32
P-238096-RF	90x63	2	16
P-238097-RF	90x75	2	16
P-2380116-RF	110x63	1	12
P-2380117-RF	110x75	1	12
P-2380110-RF	110x90	1	12
P-2380125-RF	125x110	1	6

FEMALE ADAPTOR

UNIÃO FÊMEA | ENLACE HEMBRA
RACCORD FEMELLE



REF	∅ (mm)		
P-CT234020-RF	20x1/2"	20	200
P-CT234026-RF	25x1/2"	10	150
P-CT234025-RF	25x3/4"	10	150
P-CT234033-RF	32x3/4"	10	100
P-CT234032-RF	32x1"	10	100
P-234040-RF	40x1 1/4"	5	50
P-234050-RF	50x1 1/2"	4	36
P-234063-RF	63x2"	2	20
P-234075-RF	75x2 1/2"	1	15
P-234090-RF	90x3"	1	16
P-2340110-RF	110x4"	1	6

MALE ADAPTOR

UNIÃO MACHO | ENLACE MACHO
RACCORD MÂLE



REF	∅ (mm)		
P-CT325020-RF	20x1/2"	20	200
P-CT325026-RF	25x1/2"	10	150
P-CT325025-RF	25x3/4"	10	150
P-CT325033-RF	32x3/4"	10	100
P-CT325032-RF	32x1"	10	100
P-325040-RF	40x1 1/4"	4	40
P-325050-RF	50x1 1/2"	4	32
P-325063-RF	63x2"	2	16
P-325075-RF	75x2 1/2"	1	12
P-325090-RF	90x3"	1	8
P-3250110-RF	110x4"	1	3

LOOSE NUT ADAPTOR

UNIÃO FÊMEA C/ PORCA SOLTA
ENLACE HEMBRA CON RÁCOR LOCO
RACCORD AVEC ÉCROU DÉTACHÉ





REF	∅ (mm)		
P-CT234020-RFL	20x3/4"	10	100
P-CT234026-RFL	25x3/4"	10	100
P-CT234025-RFL	25x1"	10	100
P-CT234033-RFL	32x1"	5	60
P-CT234032-RFL	32x1 1/4"	5	60
P-234040-RFL	40x1 1/2"	3	30
P-234050-RFL	50x2"	2	24
P-234063-RFL	63x2 1/2"	1	12
P-234075-RFL	75x3"	1	9

BRASS FEMALE UNION

UNIÃO MISTA DE LATÃO FÊMEA
UNIÓN TRES PIEZAS DESMONTABLE HEMBRA
RACCORD MIXTE LAITON FEMELLE




REF	Ø (mm)		
P-200020-RFDH	20x1/2"	10	80
P-200025-RFDH	25x3/4"	10	60
P-200032-RFDH	32x1"	5	30
P-200040-RFDH	40x1 1/4"	2	16
P-200050-RFDH	50x1 1/2"	2	12

BRASS MALE UNION

UNIÃO MISTA DE LATÃO MACHO
UNIÓN TRES PIEZAS DESMONTABLE MACHO
RACCORD MIXTE LAITON MÂLE





REF	Ø (mm)		
P-200020-RFDM	20x1/2"	10	80
P-200025-RFDM	25x3/4"	10	60
P-200032-RFDM	32x1"	5	30
P-200040-RFDM	40x1 1/4"	2	16
P-200050-RFDM	50x1 1/2"	2	12

UNIVERSAL UNION

UNIÃO MISTA DE LATÃO SIMPLES
UNIÓN TRES PIEZAS DESMONTABLE
RACCORD MIXTE LAITON





REF	Ø (mm)		
P-200020-RFD	20	10	100
P-200025-RFD	25	10	70
P-200032-RFD	32	5	35
P-200040-RFD	40	2	24
P-200050-RFD	50	2	12
P-200063-RFD	63	2	10

WELD-IN SADDLE

DERIVAÇÃO SIMPLES | INJERTO SIMPLE
DÉRIVATION SIMPLE



REF	Ø (mm)		
P-480063-RF ⁽¹⁾	63-75-90x20	50	400
P-480064-RF ⁽¹⁾	63-75-90x25	40	320
P-480065-RF ⁽²⁾	63-75-90x32	20	200
P-480110-RF ⁽¹⁾	110-125-160x20	50	400
P-480111-RF ⁽¹⁾	110-125-160x25	40	320
P-480112-RF ⁽²⁾	110-125-160x32	20	200

⁽¹⁾ Use derivation drill bit BR-25 | Use a broca de derivação BR-25 | Use la corona de derivación BR-25 | Utiliser la foret de dérivation BR-25.

⁽²⁾ Use derivation drill bit BR-32 | Use a broca de derivação BR-32 | Use la corona de derivación BR-32 | Utiliser la foret de dérivation BR-32.

FEMALE WELD-IN SADDLE

DERIVAÇÃO FÊMEA
INJERTO HEMBRA
DÉRIVATION FEMELLE



REF	Ø (mm)		
P-490063-RF ⁽²⁾	63-75-90x1/2"	20	200
P-490064-RF ⁽²⁾	63-75-90x3/4"	20	200
P-490110-RF ⁽²⁾	110-125-160x1/2"	20	200
P-490111-RF ⁽²⁾	110-125-160x3/4"	20	200

⁽²⁾ Use derivation drill bit BR-32 | Use a broca de derivação BR-32 | Use la corona de derivación BR-32 | Utiliser la foret de dérivation BR-32.

MALE WELD-IN SADDLE

DERIVAÇÃO MACHO
INJERTO MACHO
DÉRIVATION MÂLE



REF	Ø (mm)		
P-500063-RF	63-75-90x1/2"	20	200
P-500064-RF	63-75-90x3/4"	20	200
P-500110-RF	110-125-160x1/2"	20	200
P-500111-RF	110-125-160x3/4"	20	200

⁽²⁾ Use derivation drill bit BR-32 | Use a broca de derivação BR-32 | Use la corona de derivación BR-32 | Utiliser la foret de dérivation BR-32.

FEMALE FLANGE ADAPTOR

FLANGE FÊMEA
PORTABRIDA
BRIDE FEMELLE



REF	Ø (mm)		
P-PBRIDA40H-RF	40	25	100
P-PBRIDA50H-RF	50	15	60
P-PBRIDA63H-RF	63	10	30
P-PBRIDA75H-RF	75	4	20
P-PBRIDA90H-RF	90	4	20
P-PBRIDA110H-RF	110	2	10
P-PBRIDA125H-RF	125	1	10

STEEL FLANGE


FLANGE DE AÇO | BRIDA EN ACERO
BRIDE EN ACIER



REF	Ø (mm)	
BRIDA40	40	1
BRIDA50	50	1
BRIDA63	63	1
BRIDA75	75	1
BRIDA90	90	1
BRIDA110	110	1

COATED STEEL FLANGE



FLANGE DE AÇO REVESTIDA
BRIDA EN ACERO REVESTIDA
BRIDE EN ACIER REVÊTUE

REF	Ø (mm)	
BRIDA40-REV	40	1
BRIDA50-REV	50	1
BRIDA63-REV	63	1
BRIDA75-REV	75	1
BRIDA90-REV	90	1
BRIDA110-REV	110	1
BRIDA125-REV	125	1

END CAP



TAMPÃO FINAL | TAPÓN | BOUCHON FINAL



REF	Ø (mm)		
P-242020-RF	20	50	500
P-242025-RF	25	50	500
P-242032-RF	32	30	240
P-242040-RF	40	20	200
P-242050-RF	50	10	100
P-242063-RF	63	5	50
P-242075-RF	75	2	40
P-242090-RF	90	1	24
P-2420110-RF	110	1	10
P-2420125-RF	125	1	10



BRIDGE

UNIÃO DE CRUZAMENTO | SALVATUBOS
RACCORD DE CROISEMENT

REF	Ø (mm)		
P-UC20-RF	20	10	100
P-UC25-RF	25	10	60
P-UC32-RF	32	5	40

DEMOUNTABLE VALVE

VÁLVULA DESMONTAVÉL
VÁLVULA DESMONTABLE
VANNE DÉMONTABLE

REF	Ø (mm)		
P-244020-RFX	20	5	70
P-244025-RFX	25	5	50
P-244032-RFX	32	5	30
P-244040-RFX	40	2	20
P-244050-RFX	50	2	8