

A stack of white multilayer pipes, with the top pipe cut to show its hollow interior. The pipes have technical markings printed on them, including '090 METROS' and 'PE-RT / AL / PE-RT'.

MULTILAYER

MULTICAMADA | MULTICAPA | MULTICOUCHE

PE-RT / AL / PE-RT

Pipes | Tubos | Tubos | Tubes

MULTILAYER PIPE

TUBO MULTICAMADA | TUBO MULTICAPA
TUBE MULTICOUCHE

PE-RT / AL / PE-RT HELIKLIMA



REF			
P-PERTAL16	16x2,0	100/500	-
P-PERTAL20	20x2,0	100	-
P-PERTAL25	25x2,5	50	-
P-PERTAL32	32x3,0	50	-
P-PERTAL16B	16x2,0	-	4/200
P-PERTAL20B	20x2,0	-	4/160
P-PERTAL25B	25x2,5	-	4/100
P-PERTAL32B	32x3,0	-	4/80
P-PERTAL40B	40x4,0	-	5/75
P-PERTAL50B	50x4,5	-	5/50
P-PERTAL63B	63x6,0	-	5/25
PERTAL75B	75x7,5	-	5/15
PERTAL90B	90x8,5	-	5/10
PERTAL110B	110x10,0	-	5/5

NEW

NOVIDADE
NOVEDAD
NOUVEAU

INSULATED PE-RT / AL / PE-RT HELIKLIMA INSULATED

PE-RT / AL / PE-RT ISOLADO | PE-RT / AL / PE-RT AISLADO | PE-RT / AL / PE-RT ISOLÉ



REF			
P-PERTAL16VR	16x2,0	6	50
P-PERTAL16VR10*	16x2,0	10	50
P-PERTAL16VR13/15*	16x2,0	13/15	50
P-PERTAL20VR	20x2,0	6	50
P-PERTAL20VR10*	20x2,0	10	50
P-PERTAL20VR13/15*	20x2,0	13/15	50
P-PERTAL25VR6*	25x2,5	6	25
P-PERTAL25VR	25x2,5	10	25
P-PERTAL25VR13/15*	25x2,5	13/15	25
P-PERTAL32VR6*	32x3,0	6	25
P-PERTAL32VR	32x3,0	10	25
P-PERTAL32VR13/15*	32x3,0	13/15	25



REF			
P-PERTAL16AZ	16x2,0	6	50
P-PERTAL16AZ10*	16x2,0	10	50
P-PERTAL16AZ13/15*	16x2,0	13/15	50
P-PERTAL20AZ	20x2,0	6	50
P-PERTAL20AZ10*	20x2,0	10	50
P-PERTAL20AZ13/15*	20x2,0	13/15	50
P-PERTAL25AZ6*	25x2,5	6	25
P-PERTAL25AZ	25x2,5	10	25
P-PERTAL25AZ13/15*	25x2,5	13/15	25
P-PERTAL32AZ6*	32x3,0	6	25
P-PERTAL32AZ	32x3,0	10	25
P-PERTAL32AZ13/15*	32x3,0	13/15	25

Note: other insulation thicknesses on demand. Other film coating colours on demand.

Nota: outras espessuras de isolamento disponíveis sob pedido. Outras cores de película de revestimento disponíveis sob consulta.

Nota: otros espesores de aislamiento disponibles bajo pedido. Otros colores de capa revestida disponibles bajo pedido.

Remarque: autres épaisseurs d'isolant sur demande. Autres couleurs de pelliculage sur demande.

* Available on demand | Disponível sob consulta | Disponible bajo pedido | Disponible sur demande.





KLIMAPRESS PPSU

Fittings | Acessórios
Accesorios | Raccords

ELBOW 90°

JOELHO 90° | CODO 90° | COUDE 90°





REF	Ø (mm)		
P-K206016	16x16	44	264
P-K206020	20x20	28	168
P-K206025	25x25	18	108
P-K206032	32x32	10	60

FEMALE ELBOW

JOELHO FÊMEA | CODO HEMBRA | COUDE FEMELLE



REF	Ø (mm)		
P-K208016	16x1/2"	26	156
P-K208020	20x1/2"	22	132
P-K208021	20x3/4"	*	*
P-K208026	25x1/2"	16	96
P-K208025	25x3/4"	12	72
P-K208033	32x3/4"	8	48
P-K208032	32x1"	8	48

* Available soon | Brevemente disponível | Disponible pronto | Bientôt disponible

MALE ELBOW

JOELHO MACHO | CODO MACHO | COUDE MÂLE



REF	Ø (mm)		
P-K209016	16x1/2"	34	204
P-K209020	20x1/2"	28	168
P-K209026	25x1/2"	18	108
P-K209025	25x3/4"	18	108



LOOSE NUT ELBOW

JOELHO C/ PORCA SOLTA | CODO RÁCOR LOCO
COUDE AVEC ÉCROU DETACHÉ

REF	Ø (mm)		
P-K208017-L	16x3/4"	20	120
P-K208021-L	20x3/4"	15	90
P-K208025-L	25x3/4"	10	60
P-K208027-L	25x1"	10	60
P-K208032-L	32x1"	7	42
P-K208034-L	32x1 1/4"	5	30

WALL PLATE FEMALE ELBOW



JOELHO FÊMEA C/ PATER
CODO HEMBRA CON PLACA
COUDE AVEC PATER

REF	Ø (mm)		
P-K212016	16x1/2"	15	90
P-K212020	20x1/2"	14	84
P-K212025	25x3/4"	10	60

TEE



TÊ SIMPLES | TE SIMPLE | TÉ SIMPLE



REF	Ø (mm)		
P-K230016	16x16	30	180
P-K230020	20x20	18	108
P-K230025	25x25	13	78
P-K230032	32x32	6	36

REDUCED TEE

TÊ DE REDUÇÃO | TE REDUCIDA
TÉ RÉDUIT



REF	Ø (mm)		
P-K231020	20x16x20	20	120
P-K231017	20x16x16	*	*
P-K231021	20x20x16	*	*
P-K231027	25x20x20	*	*
P-K231026	25x20x25	13	78
P-K231032	32x20x32	*	*
P-K231033	32x25x32	8	48

* Available soon | Brevemente disponível | Disponible pronto | Bientôt disponible

FEMALE TEE

TÊ FÊMEA | TE HEMBRA | TÉ FEMELLE



REF	Ø (mm)		
P-K232016	16x1/2"	19	114
P-K232020	20x1/2"	14	84
P-K232026	25x1/2"	12	72
P-K232025	25x3/4"	8	48
P-K232033	32x3/4"	7	42
P-K232032	32x1"	4	24

MALE TEE

TÊ MACHO | TE MACHO | TÉ MÂLE




REF	Ø (mm)		
P-K233016	16x1/2"	26	156
P-K233020	20x1/2"	18	108
P-K233026	25x1/2"	14	84
P-K233025	25x3/4"	14	84

SOCKET



UNIÃO SIMPLES | MANGUITO | MANCHON



REF	Ø (mm)		
P-K200016	16x16	56	336
P-K200020	20x20	40	240
P-K200025	25x25	22	132
P-K200032	32x32	10	60



REDUCER UNION

UNIÃO DE REDUÇÃO | REDUCCIÓN
MANCHON RÉDUIT

REF	Ø (mm)		
P-K238020	20x16	40	240
P-K238026	25x20	26	156
P-K238033	32x25	15	90

FEMALE ADAPTOR



UNIÃO FÊMEA | ENLACE HEMBRA
RACCORD FEMELLE

REF	Ø (mm)		
P-K234016	16x1/2"	30	180
P-K234020	20x1/2"	34	204
P-K234021	20x3/4"	*	*
P-K234026	25x1/2"	25	150
P-K234025	25x3/4"	19	114
P-K234033	32x3/4"	18	108
P-K234032	32x1"	14	84

* Available soon | Brevemente disponível | Disponible pronto | Bientôt disponible



MALE ADAPTOR

UNIÃO MACHO | ENLACE MACHO
RACCORD MÂLE

REF	Ø (mm)		
P-K325016	16x1/2"	52	312
P-K325020	20x1/2"	42	252
P-K325026	25x1/2"	27	162
P-K325025	25x3/4"	27	162
P-K325033	32x3/4"	20	120
P-K325032	32x1"	15	90

LOOSE NUT ADAPTOR

UNIÃO FÊMEA C/ PORCA SOLTA
ENLACE HEMBRA CON RÁCOR LOCO
RACCORD AVEC ÉCROU DÉTACHÉ

REF	Ø (mm)		
P-K234017-L	16x3/4"	25	150
P-K234021-L	20x3/4"	20	120
P-K234025-L	25x3/4"	15	90
P-K234027-L	25x1"	10	60
P-K234032-L	32x1"	10	60
P-K234034-L	32x1 1/4"	5	30




KLIMAPRESS

Fittings | Acessórios
Accesorios | Raccords

ELBOW 90°

JOELHO 90° | CODO 90° | COUDE 90°





REF	Ø (mm)		
K206016	16x16	32	256
K206020	20x20	22	176
K206025	25x25	11	88
K206032	32x32	8	64
K206040	40x40	1	40
K206050	50x50	1	26
K206063	63x63	1	10
K206075	75x75	1	6
Flanged Fittings Acessórios Flangeados Accesorios Embridados Raccords de Bride			
K206075-I*	75x75	1	1
K206090-I*	90x90	1	1
K2060110-I*	110x110	1	1

FEMALE ELBOW

JOELHO FÊMEA | CODO HEMBRA | COUDE FEMELLE



REF	Ø (mm)		
K208016	16x1/2"	30	240
K208017	16x3/4"	20	160
K208020	20x1/2"	25	200
K208021	20x3/4"	20	160
K208026	25x1/2"	16	128
K208025	25x3/4"	15	120
K208027	25x1"	10	80
K208033	32x3/4"	12	96
K208032	32x1"	8	64
K208040	40x1"	1	52
K208041	40x1 1/4"	1	50
K208042	40x1 1/2"	1	30
K208050	50x1"	1	30
K208051	50x1 1/2"	1	30
K208063	63x2"	1	10
K208075	75x2 1/2"	1	10
Flanged Fittings Acessórios Flangeados Accesorios Embridados Raccords de Bride			
K208075-I*	75x2 1/2"	1	1
K208090-I*	90x3"	1	1
K2080110-I*	110x4"	1	1

MALE ELBOW

JOELHO MACHO | CODO MACHO | COUDE MÂLE



*



REF	Ø (mm)		
K209016	16x1/2"	30	240
K209020	20x1/2"	20	160
K209026	25x1/2"	15	120
K209025	25x3/4"	15	120
K209032	32x1"	8	64
Flanged Fittings Acessórios Flangeados Accesorios Embridados Raccords de Bride			
K209075-I*	75x1 1/2"	1	1
K209090-I*	90x3"	1	1

WALL PLATE FEMALE ELBOW

JOELHO FÊMEA C/ PATER
CODO HEMBRA CON PLACA
COUDE AVEC PATER



REF	Ø (mm)		
K212016	16x1/2"	15	120
K212020	20x1/2"	14	112
K212025	25x3/4"	10	80



TEE

TÊ SIMPLES | TE SIMPLE | TÉ SIMPLE





*



REF	Ø (mm)		
K230016	16x16x16	20	160
K230020	20x20x20	14	112
K230025	25x25x25	8	64
K230032	32x32x32	4	32
K230040	40x40x40	1	25
K230050	50x50x50	1	15
K230063	63x63x63	1	6
K230075	75x75x75	1	5
Flanged Fittings Acessórios Flangeados Accesorios Embridados Raccords de Bride			
K230075-I*	75x75x75	1	1
K230090-I*	90x90x90	1	1
K2300110-I*	110x110x110	1	1

REDUCED TEE

TÊ DE REDUÇÃO | TE REDUCIDA
TÊ RÉDUIT

REF	Ø (mm)		
K231018	16x20x16	18	144
K231016	16x25x16	10	80
K231017	20x16x16	20	160
K231020	20x16x20	18	144
K231021	20x20x16	18	144
K231022	20x25x20	10	80
K231024	25x16x16	12	96
K231029	25x16x20	10	80
K231025	25x16x25	10	80
K231023	25x20x16	12	96
K231027	25x20x20	10	80
K231026	25x20x25	8	64
K231028	25x25x20	7	56
K231031	25x32x25	7	56
K231030	32x16x32	8	64
K231032	32x20x32	7	56
K231035	32x25x25	6	48
K231033	32x25x32	6	48
K231042	40x25x40	1	28
K231043	40x32x40	1	28
K231053	50x32x50	1	21
K231055	50x40x50	1	18
K231064	63x40x63	1	10
K231065	63x50x63	1	8
K231076	75x63x75	1	6

FEMALE TEE

TÊ FÊMEA | TE HEMBRA | TÉ FEMELLE



*



REF	Ø (mm)		
K232016	16x1/2"x16	16	128
K232020	20x1/2"x20	15	120
K232026	25x1/2"x25	10	80
K232025	25x3/4"x25	8	64
K232032	32x1"x32	4	32
K232040	40x1"x40	1	32
K232041	40x1 1/4"x40	1	18
K232050	50x1"x50	1	18
K232051	50x1 1/2"x50	1	18
K232063	63x1"x63	1	10
K232065	63x2"x63	1	10
K232064	63x2 1/2"x63	1	6
K232075	75x2 1/2"x75	1	5
Flanged Fittings Acessórios Flangeados Accesorios Embridados Raccords de Bride			
K232075-I*	75x2 1/2"x75	1	1
K232090-I*	90x3"x90	1	1
K2320110-I*	110x4"x110	1	1

MALE TEE

TÊ MACHO | TE MACHO | TÉ MÂLE



REF	Ø (mm)		
K233016	16x1/2"x16	16	128
K233020	20x1/2"x20	15	120
K233026	25x1/2"x25	5	40
K233025	25x3/4"x25	5	40
K233032	32x1"x32	4	32

SOCKET

UNIÃO SIMPLES | MANGUITO | MANCHON





*



REF	Ø (mm)		
K200016	16	45	360
K200020	20	36	288
K200025	25	20	160
K200032	32	12	96
K200040	40	1	60
K200050	50	1	36
K200063	63	1	15
K200075	75	1	12
Flanged Fittings Acessórios Flangeados Accesorios Embridados Raccords de Bride			
K200075-I*	75	1	4
K200090-I*	90	1	2
K2000110-I*	110	1	1



REDUCER UNION

UNIÃO DE REDUÇÃO | REDUCCIÓN
MANCHON RÉDUIT

REF	Ø (mm)		
K238020	20x16	37	296
K238025	25x16	20	160
K238026	25x20	20	160
K238032	32x20	15	120
K238033	32x25	12	96
K238042	40x25	1	72
K238043	40x32	1	60
K238052	50x25	1	65
K238053	50x32	1	50
K238054	50x40	1	42
K238064	63x40	1	20
K238065	63x50	1	20
K238076	75x63	1	13

FEMALE ADAPTOR

UNIÃO FÊMEA | ENLACE HEMBRA
RACCORD FEMELLE

REF	Ø (mm)		
K234016	16x1/2"	40	320
K234020	20x1/2"	40	320
K234021	20x3/4"	30	240
K234026	25x1/2"	20	160
K234025	25x3/4"	20	160
K234027	25x1"	18	144
K234033	32x3/4"	18	144
K234032	32x1"	18	144
K234040	40x1 1/4"	1	84
K234051	50x1 1/4"	1	50
K234050	50x1 1/2"	1	48
K234063	63x2"	1	20
K234075	75x2 1/2"	1	16
Flanged Fittings Acessórios Flangeados Accesorios Embridados Raccords de Bride			
K234075-I*	75x2 1/2"	1	4
K234090-I*	90x3"	1	2
K2340110-I*	110x4"	1	2

MALE ADAPTOR

UNIÃO MACHO | ENLACE MACHO
RACCORD MÂLE



REF	Ø (mm)		
K325016	16x1/2"	50	400
K325020	20x1/2"	40	320
K325021	20x3/4"	35	280
K325026	25x1/2"	20	160
K325025	25x3/4"	18	144
K325027	25x1"	16	128
K325033	32x3/4"	12	96
K325032	32x1"	12	96
K325040	40x1 1/4"	1	64
K325050	50x1 1/2"	1	45
K325063	63x2"	1	20
K325075	75x2 1/2"	1	14
Flanged Fittings Acessórios Flangeados Accesorios Embridados Raccords de Bride			
K325075-I*	75x2 1/2"	1	4
K325090-I*	90x3"	1	2
K3250110-I*	110x4"	1	2

LOOSE NUT ADAPTOR

UNIÃO FÊMEA C/ PORCA SOLTA
ENLACE HEMBRA CON RÁCOR LOCO
RACCORD AVEC ÉCROU DÉTACHÉ



REF	Ø (mm)		
K234016-L	16x1/2"	40	320
K234020-L	20x1/2"	40	320
K234021-L	20x3/4"	30	240
K234025-L	25x3/4"	18	144
K234032-L	32x1"	14	112

STOP VALVE (BODY)

VÁLVULA DE CORTE (CORPO)
VÁLVULA DE CIERRE (CUERPO)
VANNE DE COUPE (CORPS)



REF	Ø (mm)		
K244016-C	16	10	80
K244020-C	20	10	80
K244025-C	25	8	64
K244032-C	32	6	48

STOP VALVE

VÁLVULA DE CORTE | VÁLVULA DE CIERRE
VANNE DE COUPE



REF	Ø (mm)		
K244016	16	5	40
K244020	20	5	40
K244025	25	5	40
K244032	32	4	32

BALL VALVE

VÁLVULA DE CORTE SIMPLES | VÁLVULA DE CIERRE SIMPLE
VANNE DE COUPE SIMPLE

NEW

NOVIDADE
NOVEDAD
NOUVEAU



REF	Ø (mm)		
K244016-ES	16	12	96
K244020-ES	20	10	80
K244025-ES	25	6	48
K244032-ES	32	3	24

HANDLE MECHANISM

MANÍPULO | PALANCA
POIGNÉE



REF	∅ (mm)		
K1632-CP	16-32	5	40

CHROMED UPPER PART

REGULAÇÃO OCULTA | REGULACIÓN OCULTA
RÉGULATION CACHÉE



REF	∅ (mm)		
K1632-RO	16-32	5	40

VALVE KIT EXTENDER

KIT DE AUMENTO P/ VÁLVULA DE CORTE
KIT PROLONGADOR PARA VÁLVULA
KIT D'AUGMENTATION POUR VANNE COUPE



REF	∅ (mm)	
K1632-25	25	1

DISTRIBUTOR

DISTRIBUIDOR | DISTRIBUIDOR | DISTRIBUTEUR



REF	∅ (mm)		
K25201616	25x20x16x16x16	3	24
K25202016	25x20x20x16x16	3	24